




# Manage Users and Entitlements with Creative Cloud for Enterprise

Steve Adler | Sr. Solutions Consultant | Adobe Education

# What is Creative Cloud?



Creative Cloud

- Creative desktop applications
- Plus optional storage and services
- Enterprise Dashboard provides granular control over the services
- *Not* a SaaS model



# Creative Cloud



## Creative Apps



**Desktop**

LATEST INNOVATIONS  
MODERN STANDARDS

Ps

Pl

En

An

Ae

Pr

Ic

Id

Fl

Ai

Br

Mu

Sg

Au

Dw





**Mobile**

CREATIVITY  
ANYWHERE



## Creative Sync



**Sync**

MODERN  
WORKFLOWS





**Libraries**

CONNECTED ASSETS





## Creative Resources



**Stock**

CONTENT AT YOUR  
FINGERTIPS






**Fonts**

TYPOGRAPHIC  
INSPIRATION







## Publishing



**Integrate**


CONTINUOUSLY  
ENGAGE





**Publish**

CONTINUOUSLY  
PUBLISH



# Creative Cloud



Creative Apps




Creative Sync



Creative Resources



Publishing



**Desktop**

LATEST INNOVATIONS  
MODERN STANDARDS

Ps

Pl

En

An

Ae

Pr

Ic

Id

Fl

Ai


Br


Mu


Sg


Au


Dw





**Mobile**  
CREATIVITY  
ANYWHERE


**Sync**  
MODERN  
WORKFLOWS

**Libraries**  
CONNECTED ASSETS

**Stock**  
CONTENT AT YOUR  
FINGERTIPS

**Fonts**  
TYPOGRAPHIC  
INSPIRATION

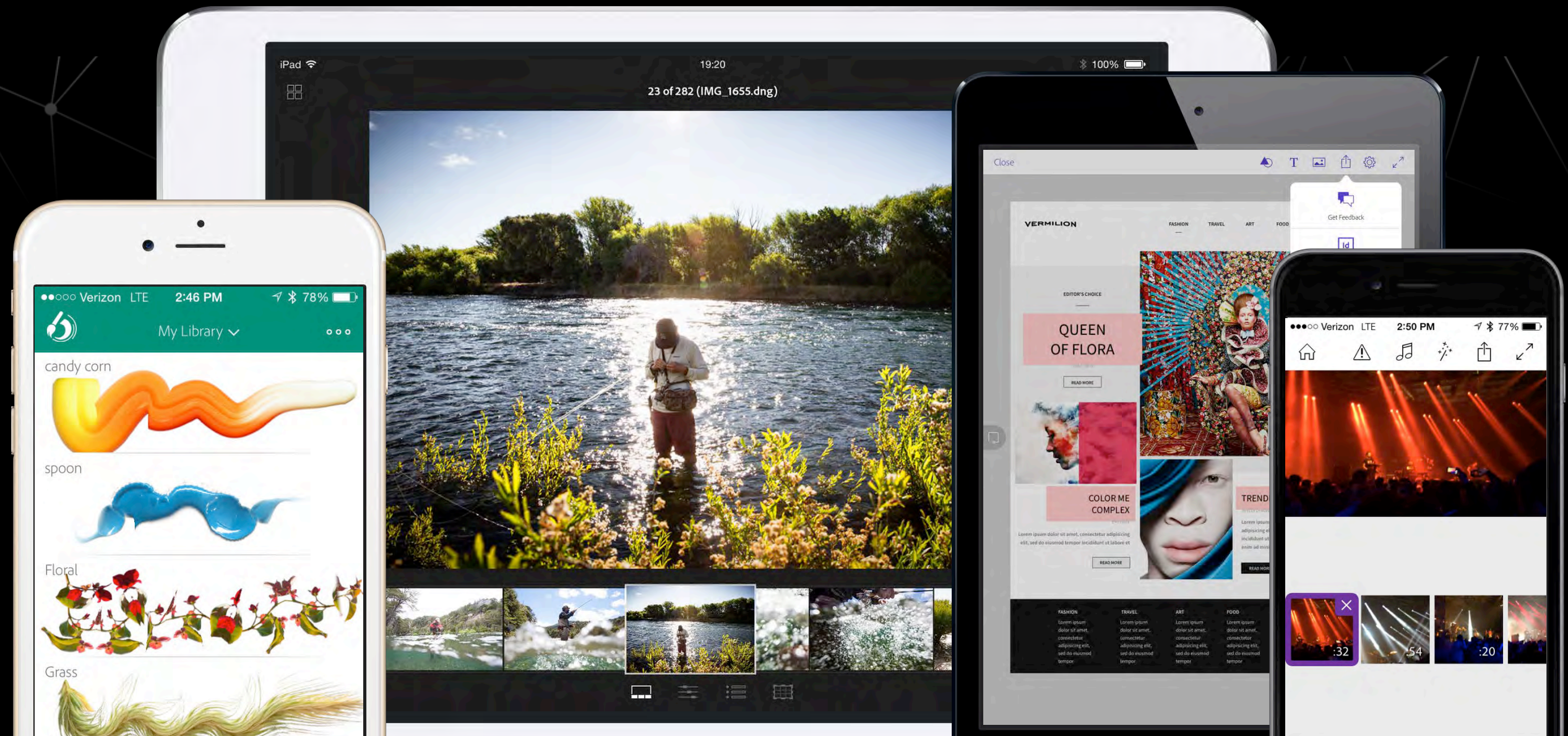
**Integrate**  
CONTINUOUSLY  
ENGAGE

**Publish**  
CONTINUOUSLY  
PUBLISH

Without services, your users are missing out on productivity gains.



# Inspiration to Delivery with Mobile



# Connecting Devices and Apps

## Adobe CreativeSync

Ensures that your files, fonts, project assets, and more all instantly appear in your workflow wherever you need them. Start your creative work on any device and seamlessly pick it up on another.



Desktop to Desktop



Mobile to Desktop



Mobile to Mobile


# Connecting People and Groups

## Adobe CreativeSync

Students and Staff working together on a project have instant access to guides, approved assets, and their latest shared work.



Clients to Agencies

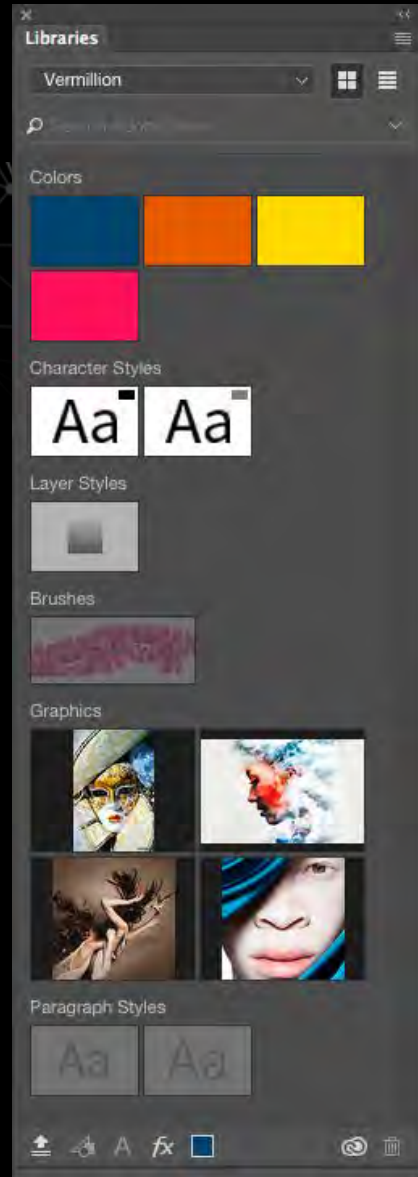


Creative to Marketing



Creative to Creative

# Connected Assets



- The assets you need, where you need them
- Collaboration made simple
- Share style or project guides across a group
- Always know when something has changed





# Creative Cloud for Enterprise

# Creative Cloud license management

## *Creative Cloud for enterprise (CCE)*

---

User management via Enterprise  
Dashboard

Product Configurations

Administrative Roles

Granular control over services

User management API

Central license management with group-level control and quick deployment of the latest tools and services to your creative teams with [CCE](#).



# Creative Cloud for IT Support

## *Creative Cloud for enterprise (CCE)*

---

Dedicated enterprise-level  
Customer Care

Priority level 24/7  
Technical Support

Personal orientation call and  
deployment assistance

---

**CCE**—dedicated, 24x7 enterprise-level customer support. Resolve technical issues anytime.



# Creative Cloud for security

## *Creative Cloud for enterprise (CCE)*

---

Data encrypted  
in transit and at rest

Dedicated encryption key

Adobe continually builds security into our products and services—keeping your digital assets safe.



# Deployment Options

Making IT Easier



# Serial Number vs. Named User Deployment

## Serial Number Deployment

IT creates anonymous,  
serialized package

No access to CC services

## Named User Deployment

IT creates package or  
enables self-service

User list is single source of  
truth—easily re-allocate licenses

Productivity with CC services

Compliant home use

Manage users in single location via the Adobe Enterprise Dashboard. Named user deployment provides flexibility and control.



## Some typical distribution methods that support Adobe CC serialized deployment

- Ghost
- netBoot
- KACE
- Casper
- SCCM
- Apple SIU
- Net Install
- Deploy Studio
- Clonezilla
- ARD
- JAMF
- Carbon Copy Cloner
- SneakerNet

# Named User:

## Self service

Reduce IT overhead. Provide users with access to CC Desktop app. Users download and install updates as soon as they are available.

## Package updates

Control updates by creating an update package using Creative Cloud Packager. Deploy or make available to users.

## Remote Update Manager (RUM)


Remotely invoke the updater on the client system. Update all applications or just selected applications.

## Adobe Update Server

Host your own on premise update server. Install the updates using RUM or have clients update themselves either on schedule or via self-service with the CC Desktop application.

# IT's Challenge


Manage software and licenses for:  
**many users**

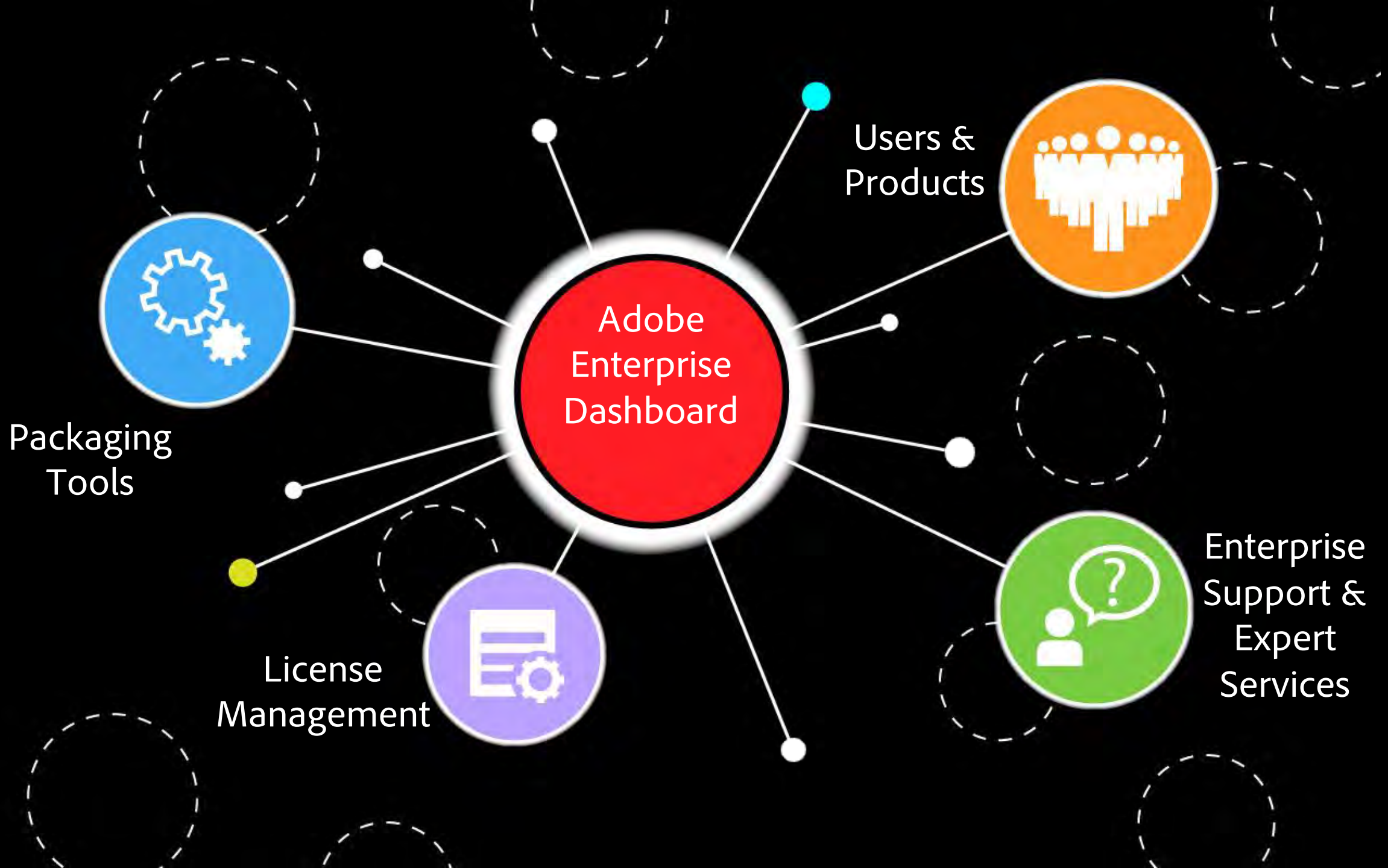




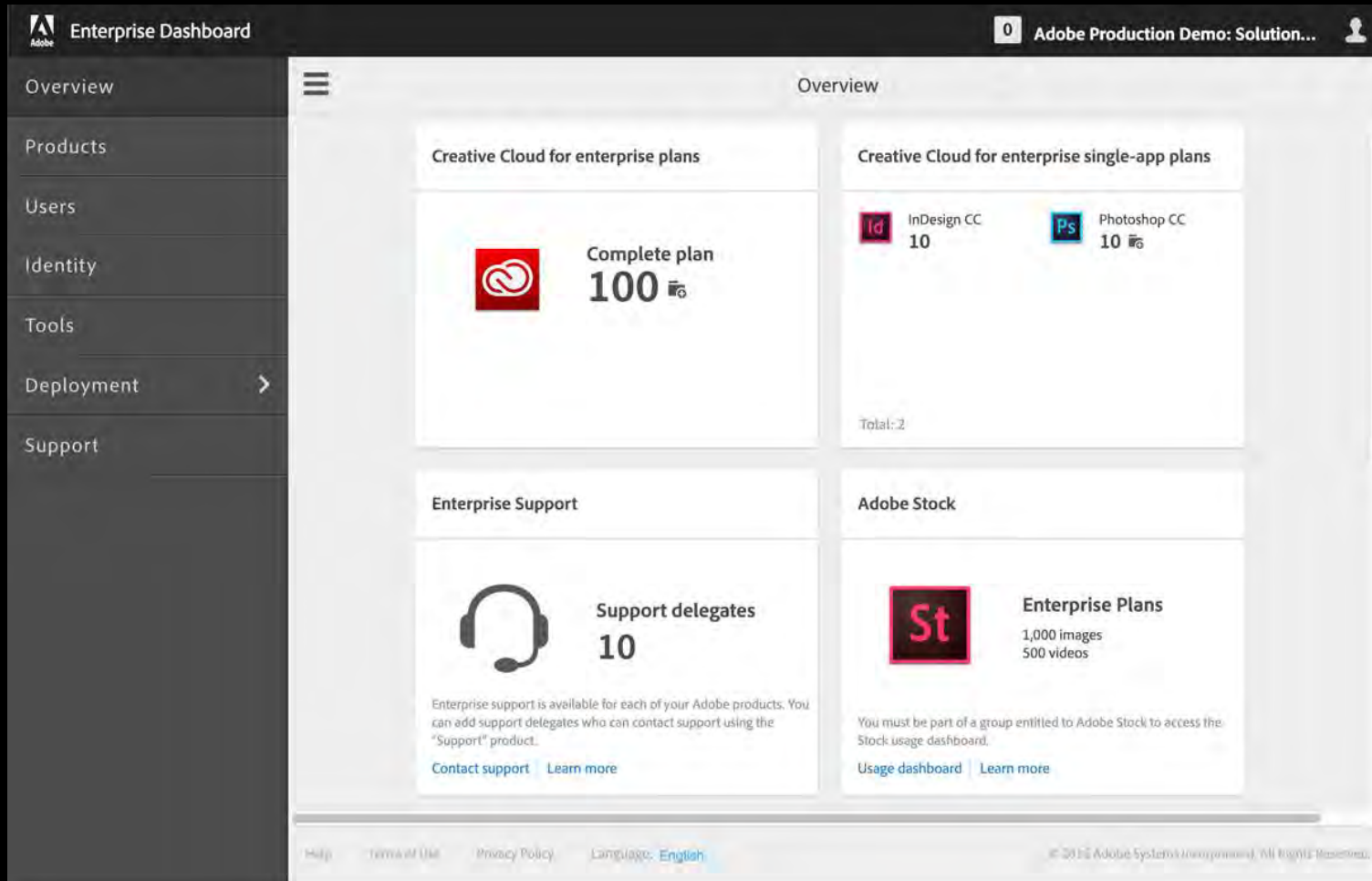
# IT's Challenge

Manage software and licenses in:  
**many places**





# User Management with the Enterprise Dashboard



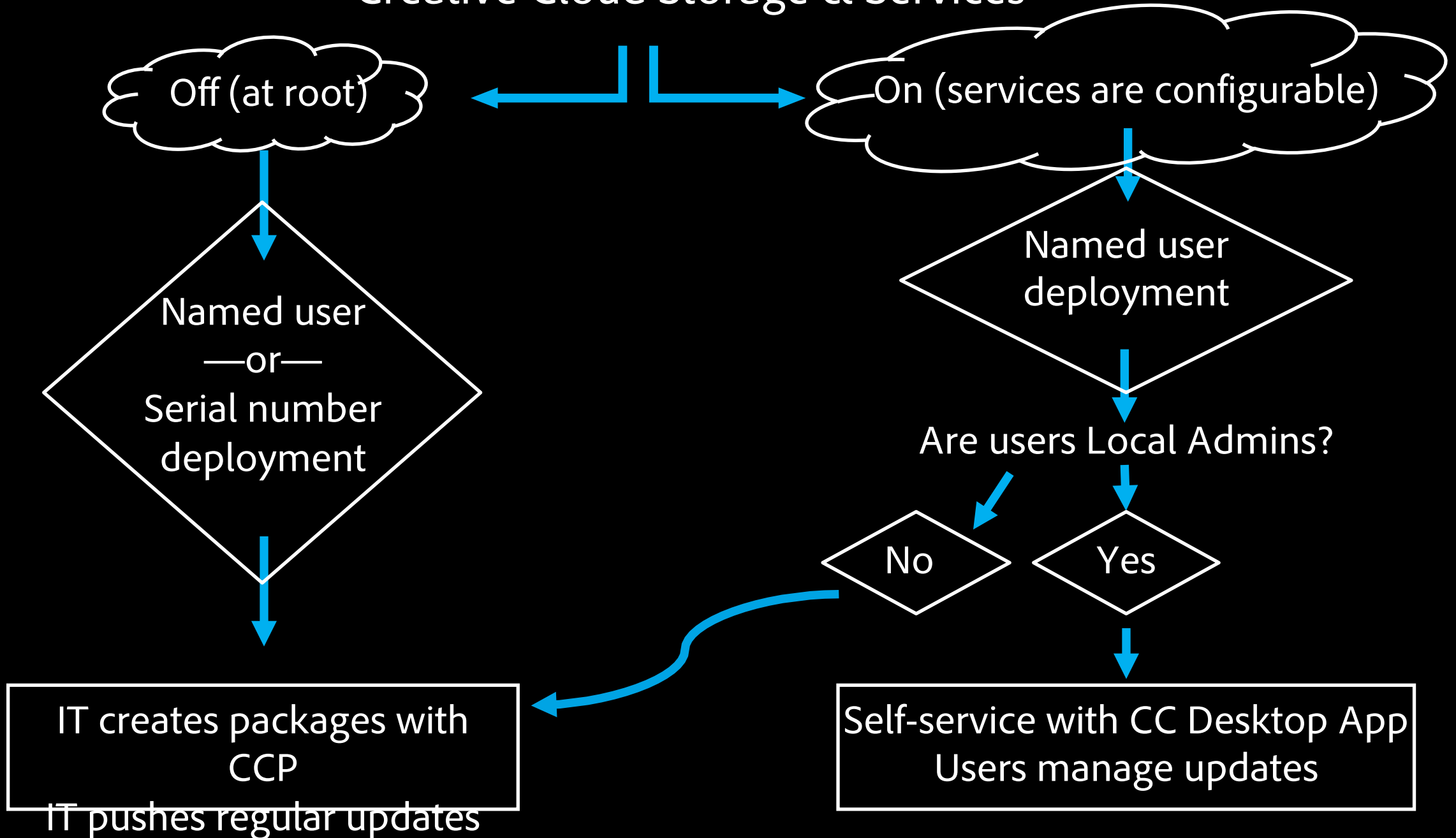
- Product configurations
- Administrative Roles
- Granular control over services
- Build and manage deployment packages
- User management APIs
- Easily create Support requests

Central license management with group-level control and quick deployment of the latest tools and services to your creative teams with CCE.




# Creative Cloud Storage & Services

Enterprise Deployment Flow Chart



# Named User ID Types






 Adobe ID

 Enterprise ID

 Federated ID

# Named User: Comparing Identity Types – IT manages access


	Identity Type	Password Storage	Account Ownership	Can user change profile?	Use Case
	Adobe ID	Adobe	Individual	Yes. User can change email, name, and any profile data	Freelancers or contractors
	Enterprise ID	Adobe	Organization	No	Enterprise company or school users
	Federated ID w/SSO SAML2	Organization	Organization	No	Enterprise company or school with existing Enterprise directory



# Adobe Enterprise Dashboard




# Administrative Roles




## System Admin

Full administration capabilities  
Manage product configurations  
Delegate admin roles




## Product Admin

Manage a product configuration and its users



## Deployment Admin

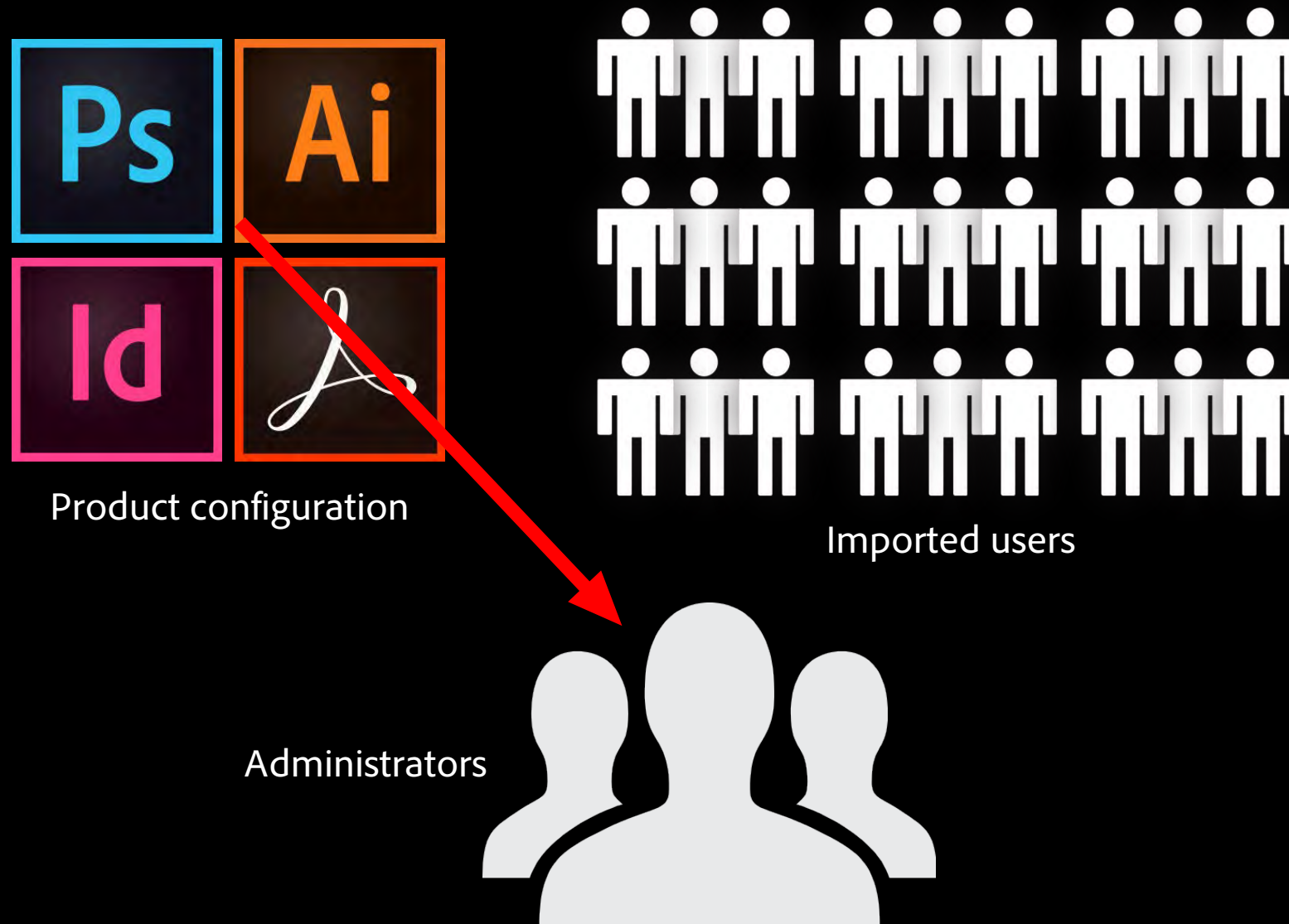
Establish and manage product deployment packages



## Support Delegate

Access to support-related information—including Expert Services

# IT's Challenge: who gets Creative Cloud Apps?



The Adobe Enterprise Dashboard is your hub for managing your Adobe software.

The Overview panel shows a summary of your entitlements—including storage details.

**Enterprise Dashboard**

Overview

Products

Users

Identity


Tools

Deployment >



Support

Overview

**Creative Cloud for enterprise plans**


 **Complete plan 100**

**Creative Cloud for enterprise single-app plans**

 **InDesign CC 10**  **Photoshop CC 10**

Total: 2


**Enterprise Support**

 **Support delegates 10**

Enterprise support is available for each of your Adobe products. You can add support delegates who can contact support using the "Support" product.

[Contact support](#) [Learn more](#)

**Adobe Stock**

 **Enterprise Plans**

1,000 images  
500 videos

You must be part of a group entitled to Adobe Stock to access the Stock usage dashboard.

[Usage dashboard](#) [Learn more](#)

[Help](#) [Terms of Use](#) [Privacy Policy](#) [Language: English](#)

© 2016 Adobe Systems Incorporated. All Rights Reserved.





# Product Configurations





# IT's Challenge

Manage software in different physical locations:  
**spreadsheets or hand written notes?**



# IT's Challenge

Manage software in different physical locations:  
dashboard clears away the tangle



# IT's Challenge

Manage software in different physical locations:  
accommodate staffing and enrollment shifts





Product configurations can help you allocate—and charge-back by department.

© 2016 Adobe Systems Incorporated. All Rights Reserved. Adobe Confidential.

Quickly see how many configurations exist for a product.

The calculate button displays the Distribute Quota tool—enabling you to allocate licenses across configurations.

Adobe

Enterprise Dashboard

0

Adobe Production Demo: Solution...

Overview

Products

Users

Identity

Tools

Deployment

Support

Complete plan - 100 GB

Nickname ↑	Description	Admins	Users	Notifications	Actions
<div><div></div>Adobe Solutions Consultants - All Services</div>	CC 100 GB with all services, no notifica	0	0	On	<div></div>
<div><div></div>CC Korea</div>		1	5	On	<div></div>
<div><div></div>CC Korea 2</div>		0	1	On	<div></div>
<div><div></div>CCE User - Demo</div>		0	1	On	<div></div>
<div><div></div>Demo Retail</div>		0	1	On	<div></div>
<div><div></div>Demo Services</div>		0	0	On	<div></div>
<div><div></div>Finance test team</div>		0	19	On	<div></div>

Help

Terms of Use

Privacy Policy

Language: English

© 2016 Adobe Systems Incorporated. All Rights Reserved.

Allocate licenses across Product Configurations.

An alert triangle will appear when a configuration exceeds its allotment.

Adobe

Enterprise Dashboard

0

Adobe Production Demo: Solution...

Overview

Products

Users

Identity

Tools

Deployment >

Support

Distribute Quota (Complete plan - 100 GB)

Nickname	Description	Users	Quota
Adobe Solutions Consultants - All Services	CC 100 GB with all services, no notifications.	0	0
CC Korea		5	3
CC Korea 2		1	0
CCE User - Demo		1	0
Demo Retail		1	0
Demo Services		0	0
Finance test team		19	10

The Distribute Quota tool allows you to rapidly divide (÷) your quota between all product configurations and also manually edit quota for individual product configurations. [Learn more.](#)

Quota Available: 100

Quota Used: 13

Cancel

Help

Terms of Use

Privacy Policy

Language: [English](#)

© 2016 Adobe Systems Incorporated. All Rights Reserved.



View the details of a product configuration by clicking on the name.

Adobe

Enterprise Dashboard

0 Adobe Production Demo: Solution...

Overview

Products

Users















Identity

Tools

Deployment

Support

Complete plan - 100 GB

Nickname ↑	Description	Admins	Users	Notifications	Actions
 <a href="#">Adobe Solutions Consultants - All Services</a>	CC 100 GB with all services, no notifica	0	0	On	
 <a href="#">CC Korea</a>		1	5	On	
 <a href="#">CC Korea 2</a>		0	1	On	
 <a href="#">CCE User - Demo</a>		0	1	On	
 <a href="#">Demo Retail</a>		0	1	On	
 <a href="#">Demo Services</a>		0	0	On	
 <a href="#">Finance test team</a>		0	19	On	

Help

Terms of Use

Privacy Policy

Language: [English](#)

© 2016 Adobe Systems Incorporated. All Rights Reserved.

Control which services are enabled for each product configuration.

Adobe

Enterprise Dashboard

0 Adobe Production Demo: Solution...

Overview

Products

Users

Identity

Tools

Deployment >

Support

≡ ↶

Edit Product Configuration (CCE User - Demo)

Product Details

Users (1)

Admins

Product Details

Nickname

CCE User - Demo

Product Name

Example Product - CCE User

Description

> Enabled Services (10)

Advanced Settings

Notifications: On

Cancel

Save

Help

Terms of Use

Privacy Policy

Language: English

© 2016 Adobe Systems Incorporated. All Rights Reserved.

Control which services are enabled for each product configuration.

Adobe

Enterprise Dashboard

0

Adobe Production Demo: Solution...

Overview

Products

Users

Identity

Tools

Deployment >

Support

≡

←

Edit Product Configuration (CCE User - Demo)

Product Details

Users (1)

Admins

Product Details

Nickname

CCE User - Demo

Product Name

CCE User - Demo

Description

▼ Enabled Services (10)

Creative Cloud users will experience the best results when all services are enabled. If services are disabled, many functions within the Creative Cloud will not work. [Learn more about services.](#)

☒ Photos

☒ Fonts

☒ Community

☒ Edge Inspect

☒ Extract

☒ Story Plus

☒ PhoneGap Build

☒ Device Preview

☒ PDF services

☒ E-sign services

Certain services, not shown above, are core to the product function and are always on, [view list.](#)

[Advanced Settings](#)

Notifications: On

Help

Terms of Use

Privacy Policy

Language: [English](#)

© 2016 Adobe Systems Incorporated. All Rights Reserved.

© 2016 Adobe Systems Incorporated. All Rights Reserved. Adobe Confidential.



It's easy to add users to a product configuration.

The screenshot displays the Adobe Enterprise Dashboard interface. On the left is a dark sidebar with navigation links: Overview, Products, Users, Identity, Tools, Deployment, and Support. The main content area is titled 'Edit Product Configuration (CCE User - Demo)' and features three tabs: 'Product Details', 'Users (1)', and 'Admins'. The 'Users (1)' tab is active, showing a blue 'Add User' button with a magnifying glass icon and a search input field labeled 'Search by name or email...'. Below this is a table with columns 'Name', 'Username', and 'Email Address'. A single user entry is listed: 'Matteo Test Oriani' with username 'ORIANI+CCE@ADOBETEST.COM' and email 'oriani+cce@adobetest.com'. At the bottom right of the main area are 'Cancel' and 'Save' buttons. The footer contains links for Help, Terms of Use, Privacy Policy, and Language (set to English), along with a copyright notice for 2016 Adobe Systems Incorporated.

Adobe Enterprise Dashboard

0 Adobe Production Demo: Solution...

Overview

Products

Users

Identity

Tools

Deployment

Support

Edit Product Configuration (CCE User - Demo)

Product Details Users (1) Admins

Add User Search by name or email...

Name	Username	Email Address
Matteo Test Oriani	ORIANI+CCE@ADOBETEST.COM	oriani+cce@adobetest.com

Cancel Save

Help Terms of Use Privacy Policy Language: English

© 2016 Adobe Systems Incorporated. All Rights Reserved. Adobe Confidential.

Users receive an email invitation letting them know they are entitled to use the software.

The screenshot displays the Adobe Enterprise Dashboard interface. On the left is a navigation sidebar with links to Overview, Products, Users, Identity, Tools, Deployment, and Support. The main content area is titled 'Edit Product Configuration (CCE User - Demo)' and includes tabs for Product Details, Users (1), and Admins. A blue 'Add User' button is visible. A modal dialog box titled 'Add Users' is open in the center, featuring a search bar with the placeholder text 'Search for the email address that you would like to add' and a sub-section with a 'Search for user' input field. Below this is a table with columns for Name, Username, and Title. The dialog also contains 'Cancel' and 'Add' buttons. The footer of the dashboard includes links for Help, Terms of Use, Privacy Policy, and Language (set to English), along with a copyright notice for 2016 Adobe Systems Incorporated.

Adobe Enterprise Dashboard

0 Adobe Production Demo: Solution...

Overview

Products

Users

Identity

Tools

Deployment

Support

Edit Product Configuration (CCE User - Demo)

Product Details Users (1) Admins

Add User Search by name or email...

Name Username Email Address

Matteo Test Oriani

Add Users

Search for the email address that you would like to add

Add Users Search for user

Name Username Title

Cancel

Cancel

Help Terms of Use Privacy Policy Language: English

© 2016 Adobe Systems Incorporated. All Rights Reserved.



# Users





View a complete list of active users.

Click the “upload” button to bulk upload users via a CSV file or automate with the new User Management APIs.

Enterprise Dashboard

0 Adobe Production Demo: Solution...

Overview

Products

Users

Identity

Tools

Deployment >

Support

User Management

Active Users (131) Pending Invitations (41) Import results (3)

<input type="checkbox"/>	Name ↑	Email Address	Title
<input type="checkbox"/>	Adam Pratt		
<input type="checkbox"/>	Alberto Comper		BUSINESS_MANAGER
<input type="checkbox"/>	Alex Pink		
<input type="checkbox"/>	Alison Cattelona		OTHER
<input type="checkbox"/>	Ana Mesas		OTHER
<input type="checkbox"/>	Angela kim		
<input type="checkbox"/>	Antonio Lirio		
<input type="checkbox"/>	Antonio Enrique Perches Salazar		CONSULTANT
<input type="checkbox"/>	Archna Gupta		
<input type="checkbox"/>	Arijit Chatterjee		OTHER

Page 1 of 7

Help Terms of Use Privacy Policy Language: English

© 2016 Adobe Systems Incorporated. All Rights Reserved.

Download a sample CSV file to view the suggested structure, then upload your customized CSV file.

The screenshot shows the Adobe Enterprise Dashboard with the 'User Management' section active. A modal dialog titled 'Import Users' is open in the center. The dialog contains the following text: 'You can add multiple users to your organization and provision them to product configurations at the same time by uploading a comma separated list of email addresses and product configuration names.' Below this text are two buttons: 'Download a sample' and 'Upload a CSV file', both of which are highlighted with blue rectangular boxes. The background interface shows a list of users with columns for Name, Email Address, and Title. The footer of the dashboard includes links for Help, Terms of Use, Privacy Policy, and Language (set to English), along with a copyright notice for 2016 Adobe Systems Incorporated.

Adobe Enterprise Dashboard

0 Adobe Production Demo: Solution...

Overview

Products

Users

Identity

Tools

Deployment >

Support

User Management

Active Users (131) Pending Invitations (41) Import results (3)

Name Email Address Title

Adam Pratt

Alberto Comper

Alex Pink

Alison Cattelona

Ana Mesas

Angela kim

Antonio Lirio

Antonio Enrique Perches Salazar CONSULTANT

Archna Gupta

Arijit Chatterjee OTHER

Import Users

You can add multiple users to your organization and provision them to product configurations at the same time by uploading a comma separated list of email addresses and product configuration names.

Download a sample

Upload a CSV file

Cancel

Page 1 of 7

Help Terms of Use Privacy Policy Language: English

© 2016 Adobe Systems Incorporated. All Rights Reserved.

Adding users is more than adding an email address. It can include configurations they're entitled to, as well as account admin rights.

Adobe

Enterprise Dashboard

0

Adobe Production Demo: Solution...

Overview

Products

Users

Identity

Tools

Deployment >

Support

≡

User Management

+

↑

🔍

Active Users (131)

Pending Invitations (41)

Import results (3)

<input type="checkbox"/>	Name ↑		Email Address	Title
<input type="checkbox"/>	Adam Pratt		adam.pratt@adobe.com	
<input type="checkbox"/>	Alberto Comper		alberto.comper@adobe.com	BUSINESS_MANAGER
<input type="checkbox"/>	Alex Pink		alex.pink@adobe.com	
<input type="checkbox"/>	Alison Cattelona		alison.cattelona@adobe.com	OTHER
<input type="checkbox"/>	Ana Mesas		ana.mesas@adobe.com	OTHER
<input type="checkbox"/>	Angela kim		angela.kim@adobe.com	
<input type="checkbox"/>	Antonio Lirio		antonio.lirio@adobe.com	
<input type="checkbox"/>	Antonio Enrique Perches Salazar		antonio.perches@adobe.com	CONSULTANT
<input type="checkbox"/>	Archna Gupta		archna.gupta@adobe.com	
<input type="checkbox"/>	Arijit Chatterjee		arijit.chatterjee@adobe.com	OTHER

<

Page 1 of 7

>

Help

Terms of Use

Privacy Policy

Language: English

© 2016 Adobe Systems Incorporated. All Rights Reserved.



Adding users is more than adding an email address. It can include configurations they're entitled to, as well as account admin rights.

The screenshot shows the Adobe Enterprise Dashboard's User Management section. A modal window titled "Add New User" is open, featuring a text input field for an email address and buttons for "Add Products", "Add Admin Rights", and "Search". The background interface includes a sidebar with navigation options like Overview, Products, Users, Identity, Tools, Deployment, and Support. The main area displays a list of active users with columns for Name, Email Address, and Title. The footer contains links for Help, Terms of Use, Privacy Policy, and Language, along with a copyright notice for 2016 Adobe Systems Incorporated.

Adobe Enterprise Dashboard

0 Adobe Production Demo: Solution...

Overview

Products

Users

Identity

Tools

Deployment

Support

User Management

Active Users (131) Pending invitations (41) Import results (3)

Name Email Address Title

Adam Pratt

Alberto Con

Alex Pink

Alison Catter

Ana Mesas

Angela kim

Antonio Liri

Antonio Enrique Perches Salazar

Archna Gupta

Arijit Chatterjee

CONSULTANT

OTHER

Page 1 of 7

Help Terms of Use Privacy Policy Language: English

© 2016 Adobe Systems Incorporated. All Rights Reserved.

Adding users is more than adding an email address. It can include configurations they're entitled to, as well as account admin rights.

The screenshot displays the Adobe Enterprise Dashboard's User Management section. On the left is a navigation sidebar with links for Overview, Products, Users, Identity, Tools, Deployment, and Support. The main content area shows a list of active users (131) and pending invitations (41). An 'Add New User' modal dialog is open, prompting the user to enter an email address. Below the input field are two buttons: 'Add Products' and 'Add Admin Rights', with the latter highlighted by a blue box. A dropdown menu is open next to the 'Add Admin Rights' button, showing a list of product and plan options, with 'Complete plan - 100 GB : Adobe Solutions Consultants - All Services' highlighted by a blue box. The footer of the dashboard includes links for Help, Terms of Use, Privacy Policy, and Language (set to English), along with a copyright notice for 2016 Adobe Systems Incorporated.

Enterprise Dashboard

0 Adobe Production Demo: Solution...

Overview

Products

Users

Identity

Tools

Deployment

Support

User Management

Active Users (131) Pending invitations (41) Import results (3)

Name Email Address Title

Adam Pratt

Alberto Con

Alex Pink

Alison Cattel

Ana Mesas

Angela kim

Antonio Liri

Antonio Enrique Perches Salazar

Archna Gupta

Arijit Chatterjee

OTHER

Page 1 of 7

Help Terms of Use Privacy Policy Language: English

© 2016 Adobe Systems Incorporated. All Rights Reserved.

Add New User

Type in the email address for the user you would like to add to your organization.

Add Products Add Admin Rights

Search

Adobe Stock : Adobe Stock Demo Account

Adobe Stock : Goodby Stock Trial

Complete plan - 100 GB : Adobe Solutions Consultants - All Services

Complete plan - 100 GB : CC Korea

Complete plan - 100 GB : CC Korea 2

Manage users  
in the User  
panel.

Optionally:

Add to product  
configurations.

Assign Admin  
rights

Don't have to  
assign right  
away

The screenshot displays the Adobe Enterprise Dashboard's User Management section. On the left is a navigation sidebar with links for Overview, Products, Users, Identity, Tools, Deployment, and Support. The main content area is titled 'User Management' and shows a list of active users (131), pending invitations (41), and import results (3). A modal dialog titled 'Add New User' is open, prompting the user to enter an email address. Below the input field are two tabs: 'Add Products' and 'Add Admin Rights'. The 'Add Products' tab is selected, and a dropdown menu is open, showing a list of product configurations. The option 'Administrator (Complete plan - 100 GB : Adobe Solutions Consultants - All Services)' is highlighted with a blue box. The footer of the dashboard includes links for Help, Terms of Use, Privacy Policy, and Language (English), along with a copyright notice for 2016 Adobe Systems Incorporated.

Adobe Enterprise Dashboard

0 Adobe Production Demo: Solution...

Overview

Products

Users

Identity

Tools

Deployment

Support

User Management

Active Users (131) Pending invitations (41) Import results (3)

Name Email Address Title

Adam Pratt

Alberto Con

Alex Pink

Alison Catter

Ana Mesas

Angela kim

Antonio Liri

Antonio Enri

Archna Gupta

Arijit Chatterjee

OTHER

Page 1 of 7

Help Terms of Use Privacy Policy Language: English © 2016 Adobe Systems Incorporated. All Rights Reserved.

Add New User

Type in the email address for the user you would like to add to your organization.

Add Products Add Admin Rights Select

Looking to add this user as a product to the administrators tab of the product. Dashboard admin rights can be edited.

Administrator (Adobe Stock : Adobe Stock Demo Account)

Administrator (Adobe Stock : Goodby Stock Trial)

Administrator (Complete plan - 100 GB : Adobe Solutions Consultants - All Services)

Administrator (Complete plan - 100 GB : CC Korea 2)



Quickly see which users have not responded to the invitation email.

Adobe Enterprise Dashboard

0 Adobe Production Demo: Solution...

Overview

Products

Users

Identity

Tools

Deployment >

Support

User Management

Active Users (131) Pending Invitations (41) Import results (3)

Email address	Last Invitation Sent
<input type="checkbox"/> <a href="#">www.adobe.com</a>	Feb 6, 2016
<input type="checkbox"/> <a href="#">adobe@adobe.com</a>	Feb 5, 2016
<input type="checkbox"/> <a href="#">guy@adobe.com</a>	Feb 5, 2016
<input type="checkbox"/> <a href="#">terry@adobe.com</a>	Feb 5, 2016
<input type="checkbox"/> <a href="#">james@adobe.com</a>	Feb 5, 2016
<input type="checkbox"/> <a href="#">david@adobe.com</a>	Feb 5, 2016
<input type="checkbox"/> <a href="#">tina@adobe.com</a>	Feb 5, 2016
<input type="checkbox"/> <a href="#">sarah@adobe.com</a>	Feb 5, 2016
<input type="checkbox"/> <a href="#">jane@adobe.com</a>	Feb 5, 2016
<input type="checkbox"/> <a href="#">john@adobe.com</a>	Feb 5, 2016

< Page 1 of 3 >

Help Terms of Use Privacy Policy Language: English

© 2016 Adobe Systems Incorporated. All Rights Reserved.

Track the success of the CSV import through this panel.

Adobe

Enterprise Dashboard

0 Adobe Production Demo: Solution...

Overview

Products

Users

Identity

Tools

Deployment >

Support

≡

User Management

Active Users (131)

Pending Invitations (41)

**Import results (3)**

CSV file	Date uploaded	Status	Successes	Errors	Rate	RemainingActions
<a href="#">sample-users-import-gar.csv</a>	Feb 02, 2016 04:28	Completed	0	1	10.0	<a href="#">View report</a>
<a href="#">Users_Import.csv</a>	Jan 20, 2016 16:29	Completed	62	17	62.4	<a href="#">View report</a>
<a href="#">Dashboard-users-import 62615.csv</a>	Jun 26, 2015 12:50	Completed	24	0	144.0	<a href="#">View report</a>

[Help](#)

[Terms of Use](#)

[Privacy Policy](#)

[Language: English](#)

© 2016 Adobe Systems Incorporated. All Rights Reserved.



# Deployment







< Deployment

Creative Cloud

Document Cloud



Creative Cloud Deployment

Home

Packages




## Packages (16)


Created automatically: 8 | Created by me: 0 | Created by others: 8

### Recent Packages

 TEST2

 TEST

 All Apps

 All Apps

[View all](#)

### Get started with pre-created packages

1



Step 1  
**Learn**

Creative Cloud applications can be installed by inviting users and allowing them to self install via [Creative Cloud Desktop app](#), or by downloading pre-created deployment packages and following these steps.

2



Step 2  
**Download**

Go to the packages tab. Choose the Adobe Created package you would like to download. Prior to download make any desired customizations. Your package will build and then automatically download. Once the download completes you will find it in your "downloads" folder.

3



Step 3  
**Distribute**

The downloaded package is a native installer which can be manually installed or deployed using your preferred third party deployment software.

4




Step 4  
**Track**

On the packages tab, you can view useful information about your packages.

The Deployment home page shows the collective efforts of your Deployment admins. All of the packages made for your enterprise can be seen here.

The screenshot displays the Adobe Enterprise Dashboard. On the left sidebar, the 'Deployment' menu item is highlighted with a blue box and a right-pointing arrow. The main content area, titled 'Overview', features four tiles. The top-left tile, 'Creative Cloud for enterprise plans', shows a 'Complete plan' with a value of '100' and a red Adobe logo icon, which is also highlighted with a blue box. The top-right tile, 'Creative Cloud for enterprise single-app plans', lists 'InDesign CC 10' and 'Photoshop CC 10' with a 'Total: 2' at the bottom. The bottom-left tile, 'Enterprise Support', shows 'Support delegates 10' with a headset icon and a brief description of support availability. The bottom-right tile, 'Adobe Stock', shows 'Enterprise Plans' with '1,000 images' and '500 videos'. The footer contains links for 'Help', 'Terms of Use', 'Privacy Policy', and 'Language: English', along with the copyright notice '© 2016 Adobe Systems Incorporated. All Rights Reserved.'

The Deployment home page shows the collective efforts of your Deployment admins. All of the packages made for your enterprise can be seen here.

 Enterprise Dashboard

< Deployment

Creative Cloud

Document Cloud

Home

Packages

All Packages (16)

Show: All Packages (16)

Package Name	Platform	Language	Created on / by	License	Status	Actions
> TEST2	Windows (64)	Japanese	Created on 06 Feb 16 by Abe Shigeyuki	Named	Up to date	✕
> TEST	Windows (64)	Japanese	Created on 04 Feb 16 by Abe Shigeyuki	Named	Not up to date	✕
> All Apps	Mac	English (North America)	Created on 04 Feb 16 by Adobe	Named	Up to date	Build
> All Apps	Windows (64)	English (North America)	Created on 04 Feb 16 by Adobe	Named	Up to date	Build
> CCE_Aula_Paulinho	Mac	Braz. Portuguese	Created on 02 Feb 16 by Eduardo Jordao	Named	Not up to date	✕
> test_2_espresso	Mac	Italian	Created on 02 Feb 16 by Matteo Orjani	Named	Up to date	✕
> Cumbria_NHS_PhotoshopCC_64bit	Windows (64)	English (International)	Created on 02 Feb 16 by Stephen Newberry	Named	Up to date	✕
> CC App Only	Windows (64)	English (North America)	Created on 29 Jan 16 by Rick Borstein	Named	Up to date	✕
> Adobe InDesign	Mac	English (North America)	Created on 28 Jan 16 by Adobe	Named	Up to date	Build
> Adobe InDesign	Windows (64)	English (North America)	Created on 28 Jan 16 by Adobe	Named	Up to date	Build
> Adobe Photoshop	Mac	English (North America)	Created on 28 Jan 16 by Adobe	Named	Up to date	Build

Help


Terms of Use

Privacy Policy


Language: English


© 2016 Adobe Systems Incorporated. All Rights Reserved.

Easily  
download the  
Creative Cloud  
Packager utility  
to create PKG  
or MSI files.

 Enterprise Dashboard


0 Adobe Production Demo: Solution...



 Deployment

Creative Cloud

Document Cloud



Creative Cloud Deployment


Desktop app, or by downloading pre-created deployment packages and following these steps.

make any desired customizations. Your package will build and then automatically download. Once the download completes you will find it in your "downloads" folder.

preferred third party deployment software.

Advanced Customization

The pre-created packages allow for some minor customization, however if you wish to customize the applications contained within a package, you can use Creative Cloud Packager.

 Creative Cloud Packager


Download for Mac

Download for Win

Features | System requirements | Video

Deployment Tools

Adobe Update Server Setup Tool

 The Adobe Update Server Setup Tool allows you to set up an on-premise server that hosts Creative Cloud updates. This allows IT to save bandwidth and control when Updates become available for end users. [Learn More](#)

Download for Mac

Download for Win

[Help](#) | [Terms of Use](#) | [Privacy Policy](#) | [Language: English](#)

© 2016 Adobe Systems Incorporated. All Rights Reserved.



Use the default Acrobat installer, and customize with the Wizard.

Adobe Enterprise Dashboard

0 Adobe Production Demo: Solution...

Deployment

Creative Cloud


Document Cloud

Document Cloud Deployment

Wizard.  
*\*Note: if you do not need to customize Acrobat then skip this step.*

Download installer

Acrobat Standard DC/Acrobat Pro DC



Download and deploy Acrobat DC installer. After downloading, this installer can be customized using the Customization Wizard, below.  
*Note: The installer for Acrobat Pro DC & Acrobat Standard DC is the same. After deployment, when a user launches the application and signs in with his Organization ID, the application will get activated as Pro or Standard depending on the user's entitlement.*


Download for Windows

Download for Mac

Summary | Video | System requirements

Customization Installer and Application

Customization Wizard



Customize the Acrobat installer and application features prior to deployment to suit the needs of your organization. [Learn more](#)

Download for Windows

Download for Mac

Help


Terms of Use

Privacy Policy

Language: English

© 2016 Adobe Systems Incorporated. All Rights Reserved.

© 2016 Adobe Systems Incorporated. All Rights Reserved. Adobe Confidential.



< Deployment

Creative Cloud

Document Cloud



## Creative Cloud Deployment

Home

Packages



All Packages (16)


Show: All Packages (16)

Package Name	Platform	Language	Created on / by	License	Status	Actions
> TEST2	Windows (64)	Japanese	Created on 06 Feb 16 by Abe Shigeyuki	Named	Up to date	✕
> TEST	Windows (64)	Japanese	Created on 04 Feb 16 by Abe Shigeyuki	Named	> Not up to date	✕
> All Apps	Mac	English (North America)	Created on 04 Feb 16 by Adobe	Named	Up to date	Build

## Summary

Mac/Win	Mac
Language	English (North America)
32-Bit/64-Bit	64-Bit
License Type	Named
Applications & Updates	23 Applications & 20 Updates

Creative Cloud Apps Panel	Enabled	Change
Updates	Enabled	Change
Match OS Language	Disabled	Change



More Details

> All Apps	Windows (64)	English (North America)	Created on 04 Feb 16 by Adobe	Named	Up to date	Build
------------	--------------	-------------------------	-------------------------------	-------	------------	-------

Easily view  
package details.

The app  
updates lists  
the new  
features with  
links to more  
detailed  
descriptions.

Adobe Enterprise Dashboard

0 Adobe Production Demo: Solution...

< Deployment

Creative Cloud

Document Cloud

Creative Cloud Deployment

Home Packages







All packages / All Apps

All Apps

Package Details

Mac/Win	Mac	License Type	Named
Language		Applications & Updates	23 Applications & 20 Updates
32-Bit/64-Bit	64-Bit		
Creative Cloud Apps Panel	Disabled	Updates	Disabled
Ignore Process conflicts	True	Installation Location	Default
Deploy Remote Update Manager	Enabled	Adobe AIR Components	Disabled
Match OS Language	Disabled		

Applications in this package

 After Effects CC (2015) (13.5)	 InCopy CC (2015) (11.0)	 Media Encoder CC (2015) (9.0)
 Acrobat DC (15.0)	 Scout CC (1.1.3)	 Audition CC (2015) (8.0)

Help Terms of Use Privacy Policy Language: English

© 2016 Adobe Systems Incorporated. All Rights Reserved.



Greater detail of package composition is now available.

The app updates lists the new features with links to more detailed descriptions.

Adobe

Enterprise Dashboard

0

Adobe Production Demo: Solution...

< Deployment

Creative Cloud

Document Cloud

Creative Cloud Deployment

Dw

Dreamweaver CC (2015) (16.0.0)

An

Edge Animate CC (2015) (6.0)

Fb

Flash Builder Premium (4.7)

Fl

Flash Professional CC and Mobile Device Packaging (2015) (15.0)

SDK

Gaming SDK 1.4 (1.4)

Id

InDesign CC (2015) (11.0)

Ai

Illustrator CC (2015) (19.0)

Br

Bridge CC (6.0)

Extension Manager CC (7.0)

Lr

Lightroom CC (2015) (6.0)

Mu

Muse CC (2015) (2015.0.2)

Ps

Photoshop CC (2015) (16.0)

Pr

Premiere Pro CC (2015) (9.0)

Pl

Prelude CC (2015) (4.0)

Rf

Edge Reflow CC (Preview) (2.0)

In

Edge Inspect CC (1.5)

Sg

SpeedGrade CC (2015) (9.0)

Updates in this package

Adobe After Effects CC 2015.2 (13.7) update (features)

The After Effects CC 2015.2 (13.7) update provides several new features and bug fixes. See this page for details...  
[More >](#)

Adobe Audition CC 2015.1 (features)

Automatically edit music to new durations with Remix; Create scratch voice overs or sound design using Gen...  
[More >](#)

Adobe Bridge CC 6.1.1 Update (bug fixes)

This update includes critical bug fixes to improve the stability of the application.

Help

Terms of Use

Privacy Policy


Language: [English](#)

© 2016 Adobe Systems Incorporated. All Rights Reserved.

© 2016 Adobe Systems Incorporated. All Rights Reserved. Adobe Confidential.

Greater detail of package composition is now available.

The list of app updates shows new features with links to more detailed descriptions.


 Enterprise Dashboard

< Deployment

Creative Cloud

Document Cloud

0 Adobe Production Demo: Solution...



≡

Creative Cloud Deployment

**Adobe Character Animator - Preview 3 update** *(features)*

The Character Animator Preview 3 update provides several new features and bug fixes. See this page for deta...  
[More >](#)

**DPS Desktop Tools for Adobe InDesign CC 2015** *(bug fixes)*

This updates DPS Desktop Tools for Adobe InDesign CC 2015.

**Adobe Dreamweaver CC – November 2015** *(features)*

The November 2015 update of Dreamweaver CC puts all your favorite creative assets at your fingertips, throu...  
[More >](#)

**Export Options** *(bug fixes)*

Improved functionality includes multi-size export, converting to sRGB, adding metadata, new PNG options a...  
[More >](#)

**Extension Manager CC Update** *(bug fixes)*

This update contains minor bug fixes and adds support for Dreamweaver CC 2014.1.

**Flash Professional CC Update - July 2015** *(bug fixes)*

The latest Flash Professional release is an update with critical bug fixes and enhancements to Custom Platfor...  
[More >](#)

**Illustrator CC 2015.2.1 - Update** *(features)*

This update delivers stability-related fixes for Adobe Illustrator CC 2015 releases.

**InCopy CC 2015 (11.0.1) update** *(features)*

This update provides key fixes for Font Menu, Screen refresh bugs and few launch related issues.

**Adobe InDesign CC 2015 update** *(features)*

This update makes it easier to find alternates in OpenType fonts and search glyphs, re-publish and embed P...  
[More >](#)

[Help](#) [Terms of Use](#) [Privacy Policy](#) [Language: English](#)

© 2016 Adobe Systems Incorporated. All Rights Reserved.



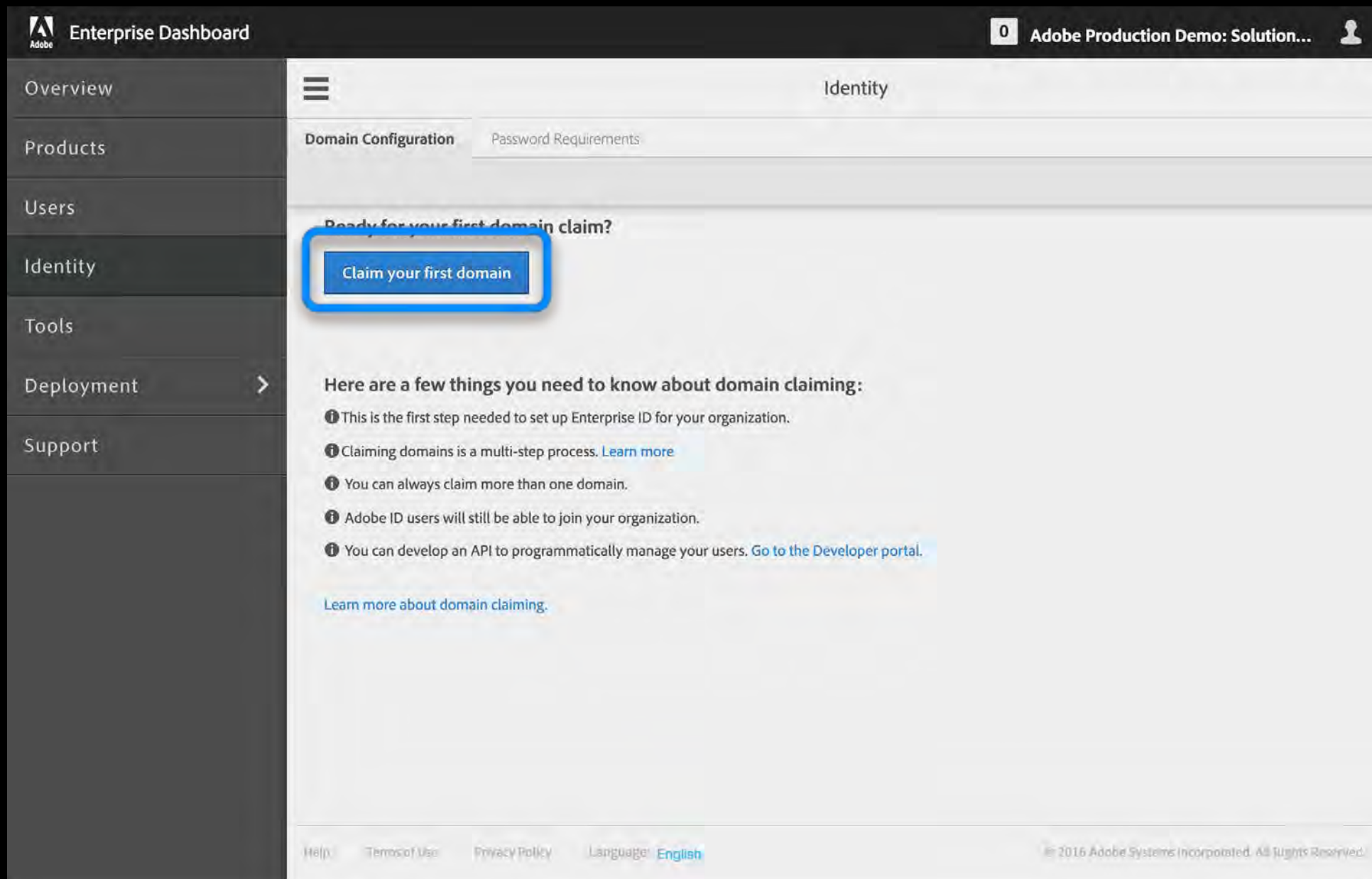


# Identity: Setting up Enterprise IDs or Federated IDs



It takes a single click to start the domain claim process.

The domain claim process will not be a solitary effort. Adobe is here to assist in all claim aspects.



Enterprise and Federated IDs are owned and controlled by the organization, not the user.

The screenshot displays the Adobe Enterprise Dashboard interface. On the left is a navigation sidebar with links for Overview, Products, Users, Identity, Tools, Deployment, and Support. The main content area is titled 'Identity' and shows 'Domain Configuration' and 'Password Requirements' tabs. A 'Ready for your first domain claim?' section contains a 'Claim your first domain' button and a list of informational points. A 'Claim domain' modal dialog is open, featuring a text input field for a domain (placeholder: 'Domain (e.g. example.com)'). Below the input field, a section titled 'This domain will be configured as:' contains two radio button options: 'Enterprise ID' (selected) and 'Federated ID'. A blue link 'Learn more about types of Enterprise ID' is positioned below these options. At the bottom of the dialog are 'Cancel' and 'Next' buttons. The background page includes a footer with links for Help, Terms of Use, Privacy Policy, and Language (English), along with a copyright notice for 2016 Adobe Systems Incorporated.

Enterprises may choose either Enterprise IDs or Federated IDs using SSO.

Password requirements for Enterprise IDs can be configured according to chosen specifications.

Adobe

Enterprise Dashboard

0

Adobe Production Demo: Solution...

Overview

Products

Users

Identity

Tools

Deployment >

Support

Identity

Domain Configuration

Password Requirements

Password Requirements:	Level IV	Level V	Level VI
Minimum Number of Characters	✓ (8+)	✓ (8+)	✓ (8+)
Symbol & Number	✓ (1+ of both)	✓ (1+ of both)	✓ (1+ of both)
Lower & Upper Case Characters	✓	✓	✓
Cannot Match Previous Passwords	✓ (last 5)	✓ (last 5)	✓ (last 5)
Expiration	✗	✓ (90 days)	✓ (60 days)

**Note:** All levels of password include a lockout mechanism: if Adobe detects multiple failed login attempts in a small window of time, the customer account will be temporarily unavailable to prevent brute force attacks. All password levels also require that passwords not match their respective users' usernames.

This applies only to Enterprise IDs. Federated ID passwords are managed via your Identity provider.






# Support



The Support panel provides links to useful information and lets Support Delegates open Support tickets

 Enterprise Dashboard

Overview

Products



Users

Identity

Tools

Deployment >

Support



Enterprise Dashboard Management

Overview

Assign Administrative Roles New!

Manage groups

Manage users

Manage identity types

Plan deployment


Support

What's New?


New! Administrative Roles let organizations define a flexible administrative hierarchy that enables fine-grained management of Adobe product access and usage. Adobe is giving enterprise customers access to the new Administrative Roles feature in a phased manner, so you will notice changes soon. To learn more about this new feature, visit our [FAQ](#) or see [Administrative Roles](#).


New! The User Management Rest API allows authorized administrators to create, update, and delete user accounts for your enterprise, and retrieve information about your Adobe users and Adobe product configuration groups. For more information about the User Management API, visit [Getting Started with User Management](#).


Help in Other Languages


 [Choose your language](#)

For product support, please select the applicable product to begin.

 Creative Cloud

 Document Cloud

 Document Cloud Services


 Adobe Stock


[Help](#) [Terms of Use](#) [Privacy Policy](#) [Language: English](#)

© 2016 Adobe Systems Incorporated. All Rights Reserved.



The Support panel provides links to useful information and lets Support Delegates open Support tickets

 Enterprise Dashboard

0 Adobe Production Demo: Solution... 

Overview

Products

Users

Identity

Tools

Deployment >

Support

Creative Cloud for enterprise

[What's included with Creative Cloud for enterprise](#)

[What's included with Creative Cloud for enterprise for education](#)

[What's included with Creative Cloud for government](#)

[Creative Cloud Packager FAQ](#)


[Installing Creative Cloud Products in the Exceptions Folder](#)

[Manage and Track Creative Cloud Packages](#)

[Configure Services for Groups](#)


[Check your Network connectivity](#)

Contact Support




Ask the Community

Our Community Forums are a great place to find answers from Adobe IT experts and the community.




Open a Case

We'll contact you within 4 hours.



Chat with Adobe Support <sup>New!</sup>

Available in English & Japanese; 24 hours a day, 5 days a week.




Call Adobe Support

24 hours a day, 7 days a week.


1-800-685-2950  
(North America)

Not your country?  
[More phone numbers](#)



View Cases

Check on status and details of your organization's support cases.



Schedule an Expert Session

Schedule a 1:1 virtual session with an Adobe product expert.

Help


Terms of Use

Privacy Policy

Language: [English](#)


© 2016 Adobe Systems Incorporated. All Rights Reserved.

© 2016 Adobe Systems Incorporated. All Rights Reserved. Adobe Confidential.






Quickly and easily open a Support case

 Enterprise Dashboard

0

 Adobe Production Demo: Solution... 

Overview

Products

Users

Identity

Tools

Deployment >

Support

Support

Open a Case View Cases Schedule an Expert Services Session

Select Product Family \*

Select

Select the Product \*

Select

Select your issue \*

Select

Select the Priority \*

P3 - High

Add a short title \*

Describe your issue \*

To attach files drag & drop here or select files from your computer

10000

+

Do not upload .dll and .exe files.

☐ Critical production down issue, I need a response within 30 minutes

Cancel

Submit

Help Terms of Use Privacy Policy Language English

© 2016 Adobe Systems Incorporated. All Rights Reserved.

Quickly and easily open a Support case

Adobe

Enterprise Dashboard

0 Adobe Production Demo: Solution...

Overview

Products

Users

Identity

Tools

Deployment

Support

Support

Open a CaseView CasesSchedule an Expert Services Session

Select Product Family \*

Select

Select

Creative Cloud for enterprise

Document Cloud for enterprise

Stock Enterprise

Select the Product \*

Select

Select the Priority \*

P3 - High

Describe your issue \*

To attach files drag & drop here or select files from your computer

Do not upload .dll and .exe files.

☐ Critical production down issue, I need a response within 30 minutes

Cancel

Submit

HelpTerms of UsePrivacy PolicyLanguage: English

© 2016 Adobe Systems Incorporated. All Rights Reserved.

Quickly and easily open a Support case

Adobe

Enterprise Dashboard

0 Adobe Production Demo: Solution...

Overview

Products

Users

Identity

Tools

Deployment >

Support

Support

Open a CaseView CasesSchedule an Expert Services Session

Select Product Family \*

Creative Cloud for enterprise

Select your issue \*

Select

Add a short title \*

Describe your issue \*

Select the Product \*

Select

Creative Cloud for enterprise

Acrobat DC

After Effects

Audition

To attach files drag & drop here or select files from your computer

10000

+

Do not upload .dll and .exe files.

☐ Critical production down issue, I need a response within 30 minutes

Cancel


Submit

HelpTerms of UsePrivacy PolicyLanguage: English

© 2016 Adobe Systems Incorporated. All Rights Reserved.



Quickly and easily open a Support case

 Enterprise Dashboard

Overview

Products

Users


Identity

Tools

Deployment >

Support

0 Adobe Production Demo: Solution...



Support

Open a Case

View Cases

Schedule an Expert Services Session

Select Product Family \*

Creative Cloud for enterprise

Select the Product \*

Creative Cloud for enterprise

Select your issue \*

Select

Select

Adobe Enterprise Dashboard assistance

Packaging and Deployment issues

Troubleshooting product errors or unexpected behavior

Select the Priority \*

P3 - High

To attach files drag & drop here or select files from your computer

Do not upload .dll and .exe files.

☐ Critical production down issue, I need a response within 30 minutes

Cancel

Submit

Help

Terms of Use

Privacy Policy

Language: English

© 2016 Adobe Systems Incorporated. All Rights Reserved.

Quickly and easily open a Support case

Adobe

Enterprise Dashboard

0 Adobe Production Demo: Solution...

Overview

Products

Users

Identity

Tools

Deployment >

Support

Support

Open a CaseView CasesSchedule an Expert Services Session

Select Product Family \*  
Creative Cloud for enterprise

Select the Product \*  
Creative Cloud for enterprise

Select your issue \*  
Packaging and Deployment issues

Select the Priority \*  
P3 - High

Add a short title \*  
Packaging dilemma

Describe your issue \*

To attach files drag & drop here or select files from your computer  
Do not upload .dll and .exe files.

☐ Critical production down issue, I need a response within 30 minutes

CancelSubmit

HelpTerms of UsePrivacy PolicyLanguage: English

© 2016 Adobe Systems Incorporated. All Rights Reserved.

Quickly and easily open a Support case

Adobe

Enterprise Dashboard

0 Adobe Production Demo: Solution...

Overview

Products

Users

Identity

Tools

Deployment >

Support

Support

Open a Case View Cases Schedule an Expert Services Session

Select Product Family \*  
Creative Cloud for enterprise

Select the Product \*  
Creative Cloud for enterprise

Select your issue \*  
Packaging and Deployment issues

Select the Priority \*  
P3 - High

Add a short title \*  
Packaging dilemma

Describe your issue \*

The package in question...

To attach files drag & drop here or select files from your computer

Do not upload .dll and .exe files.

☐ Critical production down issue, I need a response within 30 minutes

Cancel


Submit

Help Terms of Use Privacy Policy Language English

© 2016 Adobe Systems Incorporated. All Rights Reserved.




From the View Cases tab, Support Delegates can see the status of other tickets—avoiding redundancy and keeping everyone current

 Enterprise Dashboard

0

 Adobe Production Demo: Solution...



Overview

Products



Users

Identity

Tools

Deployment >

Support




Support

Open a Case

View Cases

Schedule an Expert Services Session



Date	Case ID	Title	Contact Person	Product	Priority	Status (Active)
02 Mar 2016	<a href="#">0187573118</a>	Packaging dilemma	Eric Rowse	Acrobat DC	P3 - High	In Process with Agent
01 Mar 2016	<a href="#">0187564948</a>	CCE managed services and security	Matthias Schulze	Creative Cloud for enterprise	P4 - Medium	In Process with Agent

Help

Terms of Use

Privacy Policy

Language: [English](#)

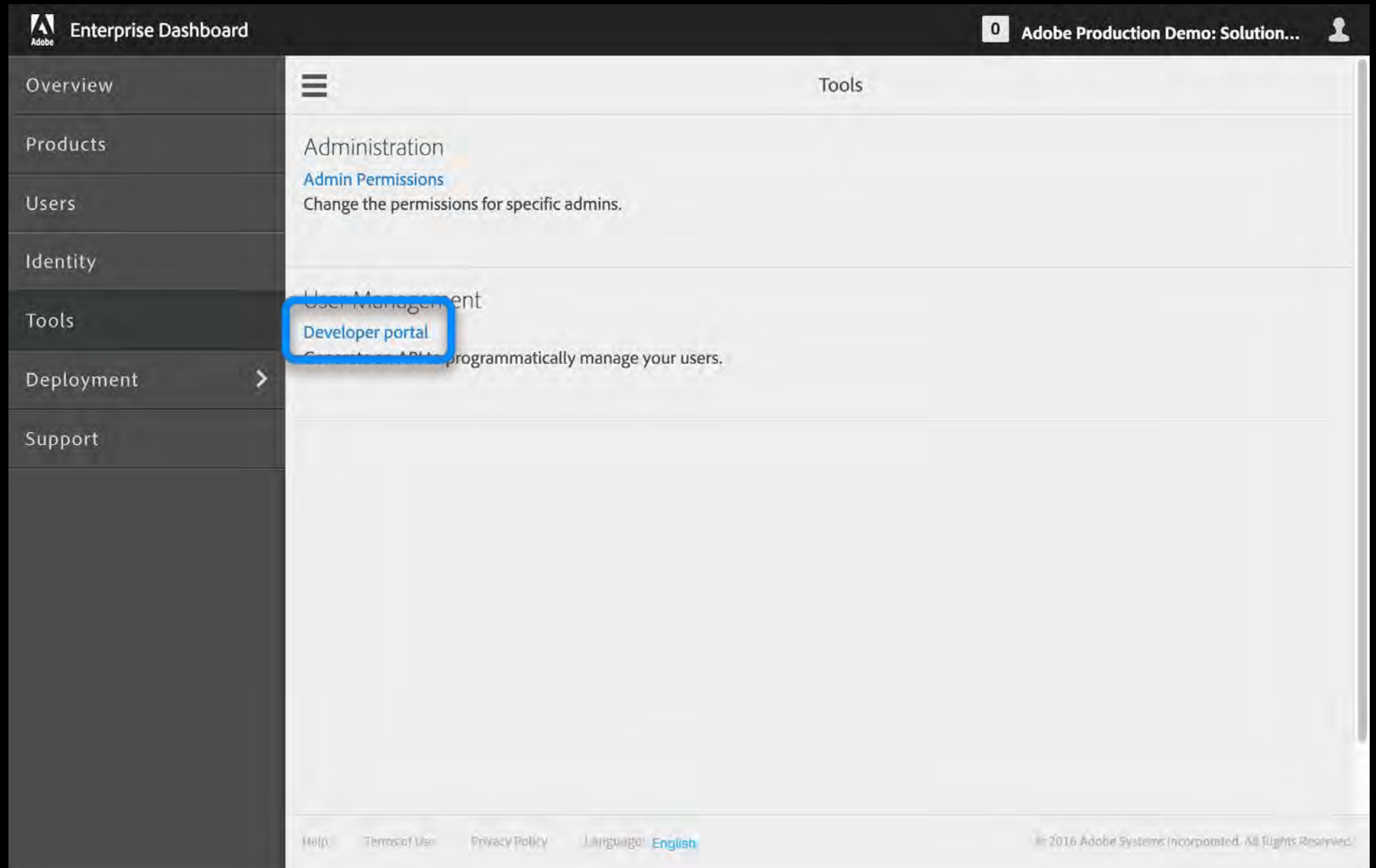
© 2016 Adobe Systems Incorporated. All Rights Reserved.



# Tools



The Dashboard is your hub for easy access to the Developer portal.





# User Management API



API that you can integrate into your organization's admin applications and processes

- Create and manage user accounts
- Manage product entitlements
- Query user lists and product configuration assignments

Your developers use the API to programmatically leverage user data stored in other identity tools such as MS Active Directory.



The User Management API allows you to manage a large number of identities programmatically by integrating into your user management system.

The screenshot shows the Adobe I/O User Management API documentation page. The header includes the Adobe I/O logo, a search bar, a user profile icon, and the Adobe logo. The navigation bar has links for Overview, Documentation (which is underlined), Home, Products, and a Console button. The main content area is titled 'Getting Started with User Management'. On the left, there is a sidebar with links: Getting Started (highlighted), Setup, Create Certificate, Create JWT, and Create Apps. The main text area contains two paragraphs. The first paragraph states that the API provides access to Adobe user accounts and can be used to create, update, and delete user accounts. The second paragraph explains that the API allows for programmatic management of identities, integrating with tools like Microsoft Active Directory to manage user accounts and generate reports.

Adobe I/O

# User Management API

Overview Documentation | Home Products Console

## Getting Started with User Management

[Getting Started](#)

[Setup](#)

[Create Certificate](#)

[Create JWT](#)

[Create Apps](#)

The User Management API provides access to the Adobe user accounts that are associated with your organization. You can integrate this API into your organization's administrative applications and processes. You can use the API in scripts or programs to allow authorized administrators to create, update, and delete user accounts for your enterprise, and retrieve information about your Adobe users and their access to Adobe products.

The User Management API allows you to manage a large number of identities programmatically, rather than individually through a user interface. You can create programs that obtain account management data stored in another identity tool that you might already be using, such as Microsoft Active Directory, and use that data in calls to the Adobe User Management API to perform the creation, management, and removal of user accounts, and to generate reports or drive other processes that track which users have access to which Adobe products.

Your developers use the API to programmatically leverage user data stored in other identity tools such as MS Active Directory.

# Appendix

## Resource Links

# Packaging Resources

- Creative Cloud for Enterprise Help: [Main Entry Page](http://helpx.adobe.com/creative-cloud/creative-cloud-enterprise.html)  
<http://helpx.adobe.com/creative-cloud/creative-cloud-enterprise.html>
- Creative Cloud for enterprise Network Endpoints  
[http://helpx.adobe.com/content/dam/help/attachments/Creative\\_Cloud\\_for\\_enterprise\\_Service\\_Endpoints.pdf](http://helpx.adobe.com/content/dam/help/attachments/Creative_Cloud_for_enterprise_Service_Endpoints.pdf)
- Creative Cloud Packager Help  
<http://helpx.adobe.com/creative-cloud/packager.html>
- Deploying Exceptions  
[http://www.adobe.com/go/ccp\\_exceptions](http://www.adobe.com/go/ccp_exceptions)
- Acrobat Enterprise Toolkit for Acrobat  
<http://www.adobe.com/devnet-docs/acrobatetk/>
- Deploying Adobe Acrobat with the Creative Cloud  
<http://helpx.adobe.com/creative-cloud/packager/deploying-acrobat.html>
- Adobe Installation and Licensing Blog  
<http://blogs.adobe.com/oobe/>


# Deployment Resources

- Deploying Adobe packages with ARD  
<http://helpx.adobe.com/creative-cloud/packager/deploying-packages-ard.html>
- Deploying Adobe packages with SCCM  
<http://helpx.adobe.com/creative-cloud/packager/deploying-packages-sccm.html>
- Using the Remote Update Manager (RUM)  
<http://helpx.adobe.com/creative-cloud/packager/using-remote-update-manager.html>
- Using the Update Server Setup Tool (AUSST)  
<http://helpx.adobe.com/creative-cloud/packager/update-server-setup-tool.html>



# Adobe Enterprise Dashboard Resources

- Access the Adobe Enterprise Dashboard  
<https://adminconsole.adobe.com/enterprise>
- Adobe Enterprise Dashboard Help  
<http://helpx.adobe.com/creative-cloud-enterprise/help/aedash.html>
- Administrative Roles  
<https://helpx.adobe.com/enterprise/help/admin-roles.html>
- Managing Users  
<https://helpx.adobe.com/enterprise/help/users.html>
- Enterprise ID and Federated ID Overview and Resource links  
<https://spark.adobe.com/page/NlhZtWw6KY4pa/>



**Adobe**